



Less is More

Maximus Adjustable supports for exterior elevated floors, it's the most innovative solution that can be used on all of your installations. The simplicity and functionality of this system is to make the job easier and efficient.

4mm spacer tab included with all pedestals



Maximus Junior
20mm - 45mm



Maximus Senior
45mm - 145mm



100mm extenders available to achieve heights up to 1000mm



Switch from fixed to self leveling head by removing the Green plug

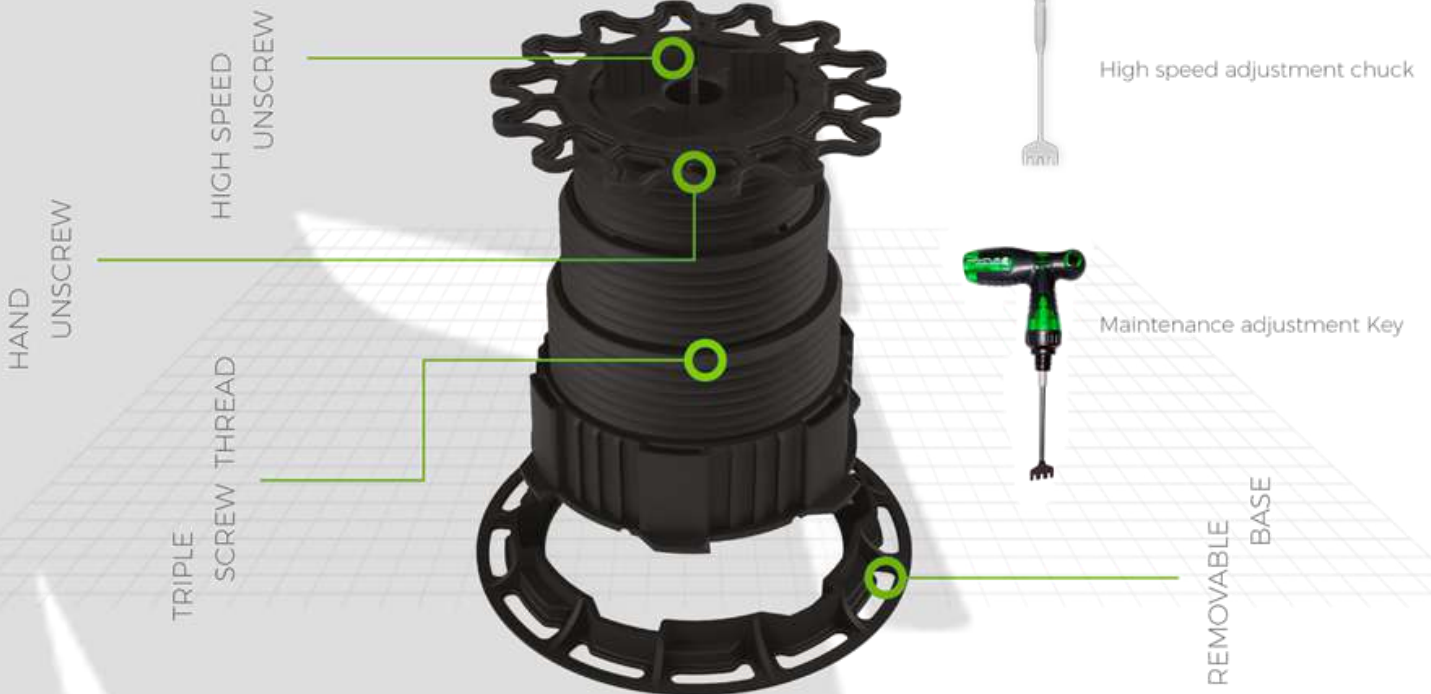


Maximus Senior Pro Level

Fixed / Self leveling head

Maximus eliminates 3-4 pedestals from our competitors range

- 1 PEDESTAL (RANGE 45MM - 145MM)
- 2 PRODUCTS FOR UNLIMITED HEIGHT (100MM) EXTENDERS SOLD SEPARATELY)
- 3 OPTIONS TO OPERATE ADJUSTMENT



Maximus add ons available for order



Timber Joist Bracket replaces the 4mm tile spacer tab for decking application



1 - 3 degree stackable base slope correctors



100mm extenders



1mm Rubber Shim



More about the NEW Maximus Senior 'PRO LEVEL'

Designed with the same superior functions and features as the original Maximus Senior pedestal

- Adjustable from 45mm to 145mm.
- 4mm spacer tab included
- Removable base to accept 100mm extenders
- Load capacity over 1,000kg
- Adjust with high speed chuck or key

NOW WITH

Unique removable plug to quickly enable the pedestal head to pivot up to 3 degrees.

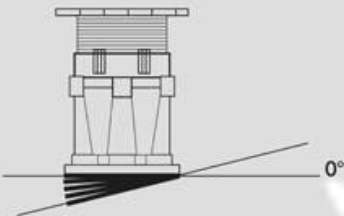
*For best performing installation, use the Pro level primarily in the fixed head position and remove to self level only around floor wastes, drains or where there is aggressive fall / slope



Maximus Senior Pro Level

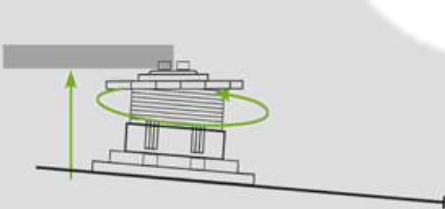
Fixed / Self leveling head

Options on how to correct slope on substrates using Maximus Senior 'PRO LEVEL'



Place the Maximus 1-3° slope correctors under the pedestal base to compensate for substrate falls.

Use additional slope correctors until the pedestal is level. They are stackable and have locating tabs to ensure they do not move once installed.



The Maximus Senior 'PRO LEVEL' comes fully assembled in the fixed head position with the Green plug engaged. To enable the pedestal head to pivot / self level, simply insert the maintenance key in the centre of the Green plug and turn anti-clockwise while holding the head with your hand.

Note: the Green plug is torqued in place for stability in the fixed head application. It will not be able to be undone by hand. Maintenance key required.



CONTACT US FOR MORE INFORMATION
ON ALL MAXIMUS PRODUCTS

0508 TILEMAX | WWW.TILEMAX.CO.NZ

