

## Endura Porcelain Paver Range



**Endura Norcia Cross Cut Light**  
Porcelain Paver  
600x600mm, 20mm



**Endura Norcia Cross Cut Grey**  
Porcelain Paver  
600x600mm, 20mm



**Endura Norcia Cross Cut Grey**  
Pool Edge  
400x600mm, 20mm




**Endura Montana Beige**  
Porcelain Paver  
600x600mm, 20mm



**Endura Montana White**  
Porcelain Paver  
600x600mm, 20mm



**Endura Montana Grey**  
Porcelain Paver  
600x600mm, 20mm



**Endura Montana Dark Grey**  
Porcelain Paver  
600x600mm, 20mm



**Endura Montana Beige**  
20mm Dropdown Coping  
450x600mm, 65mm Drop



**Endura Montana White**  
20mm Dropdown Coping  
450x600mm, 65mm Drop



**Endura Montana Grey**  
20mm Dropdown Coping  
450x600mm, 65mm Drop



**Endura Montana Dark Grey**  
20mm Dropdown Coping  
450x600mm, 65mm Drop






**Endura Palazzo Bianco**  
Porcelain Paver  
600x600mm, 20mm



**Endura Palazzo Terra**  
Porcelain Paver  
600x600mm, 20mm




**Endura Palazzo Anthracite**  
Porcelain Paver  
600x600mm, 20mm



**Artica Endura Bianco**  
Porcelain Paver  
605x605mm, 20mm



**Artica Endura Nube**  
Porcelain Paver  
605x605mm, 20mm



**Artica Endura Grigio**  
Porcelain Paver  
605x605mm, 20mm



**Endura Treviso**  
Porcelain Paver  
600x600mm, 20mm




**Endura Florence**  
Porcelain Paver  
600x600mm, 20mm



**Endura Cemento**  
Porcelain Paver  
600x600mm, 20mm



**Endura Crystal Grey**  
Porcelain Paver  
600x600mm, 20mm



**Endura Crystal Antracite**  
Porcelain Paver  
600x600mm, 20mm



**Endura Florence**  
Bullnose  
300x600mm, 20mm



**Endura Cemento**  
Bullnose  
300x600mm, 20mm




**Endura Crystal Grey**  
Bullnose  
300x600mm, 20mm



**Endura Crystal Antracite**  
Bullnose  
300x600mm, 20mm



**Endura Sierra Avorio**  
Porcelain Paver  
600x600mm, 20mm



**Endura Sierra Grigio**  
Porcelain Paver  
600x600mm, 20mm



**Endura Sierra Anthracite**  
Porcelain Paver  
600x600mm, 20mm



**Endura Sierra Avorio**  
Dropdown Coping  
300x600mm, 20mm



**Endura Sierra Grigio**  
Dropdown Coping  
300x600mm, 20mm



**Endura Sierra Grigio**  
Dropdown Coping  
300x600mm, 20mm

## Dropdown Coping Installation Guide

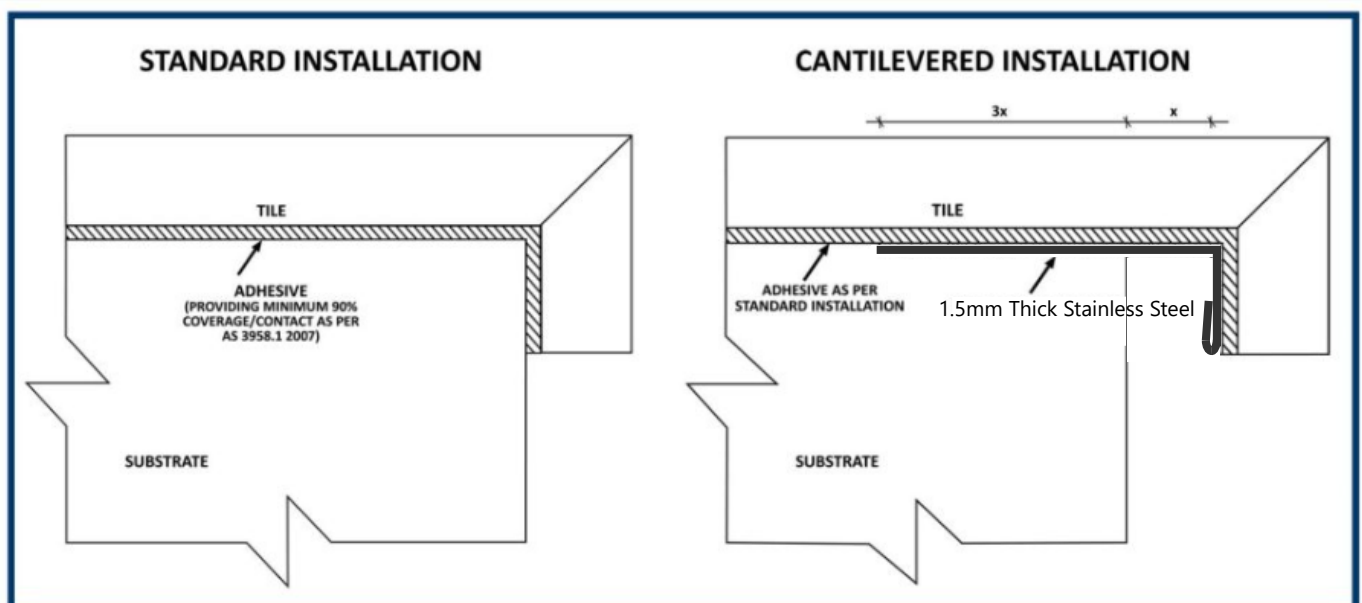


Please ensure these Dropdown Coping tiles are securely bonded to the substrate with full adhesive coverage on both the tile body and vertical drop face.

This is critical for achieving a strong bond in line with current tiling standards and adhesive manufacturer recommendations. If the substrate is out of square/unlevel, a support profile may be needed, or an alternative product, such as a bullnose or pool edge tile, could be considered.

Please refer to the below hyperlinks for your installation method and supplier. NB the attachments are a guide we advise requesting site specification and referring to the supplier website for up to date technical information.

- [Ardex Pool Document - General Advice](#)
- [Ardex - Tilemax Pool Coping](#)
- [Sika/Davco - Fibreglass Pool Tiling](#)
- [Sika/Davco - Waterproofing and Tiling of Swimming Pools \(Concrete\)](#)
- [Mapei - Tile to Concrete](#)
- [Mapei - Tile to Fibreglass](#)



**!ATTENTION! NO CLAIMS WILL BE ACCEPTED IF NOT INSTALLED AS SHOWN ABOVE**

# MAXIMUS

PEDESTAL SYSTEMS



## Less is More

Maximus Adjustable supports for exterior elevated floors, it's the most innovative solution that can be used on all of your installations. The simplicity and functionality of this system is to make the job easier and efficient.

4mm spacer tab included with all pedestals



**Maximus Junior**  
20mm - 45mm



**Maximus Senior**  
45mm - 145mm



100mm extenders  
available to achieve  
heights up to 1000mm



Switch from fixed to self leveling head by removing the Green plug

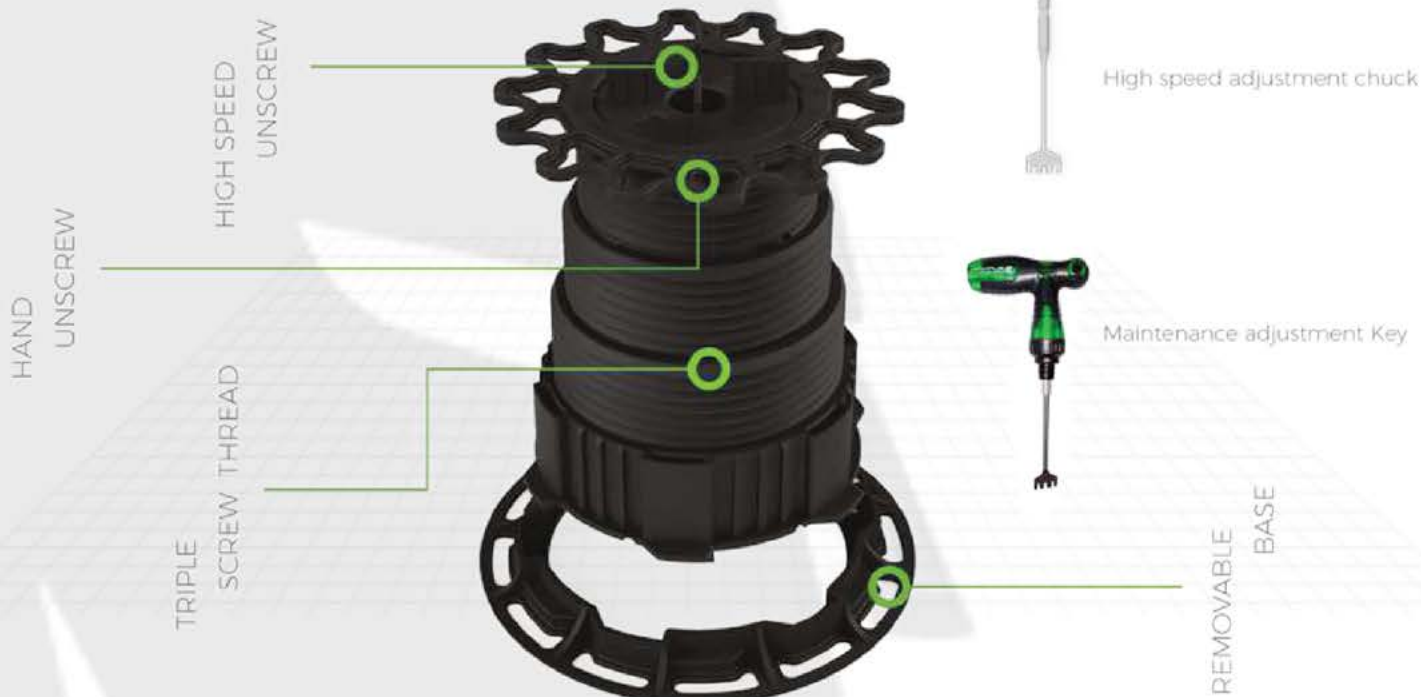


**Maximus Senior Pro Level**

Fixed / Self leveling head

## Maximus eliminates 3-4 pedestals from our competitors range

- 1 PEDESTAL (RANGE 45MM - 145MM)
- 2 PRODUCTS FOR UNLIMITED HEIGHT (100MM) EXTENDERS SOLD SEPARATELY)
- 3 OPTIONS TO OPERATE ADJUSTMENT



## Maximus add ons available for order



Timber Joist Bracket replaces the 4mm tile spacer tab for decking application



1 - 3 degree stackable base slope correctors



100mm extenders



1mm Rubber Shim