

# Titan Porcelain Range



Ash Grey & Nero 60 x 60cm Polished



**MATERIAL:** Through Body Porcelain **USE:** Wall, Floor

**SLIP RATING:** Polished R9, Matt R10, Rock R11 B

Available in 3 different finishes: polished, matt and rock, Titan is now one of our most popular ranges.



Beige & Toba 60 x 60cm Polished




Grigio Polished and Matt 60x60



60 x 60cm  
Nero Polished




60 x 60cm  
Nero Matt



60 x 60cm  
Nero Rock



4.8 x 4.8cm  
(30 x 30cm sheets)  
Nero Mix



30 x 60cm  
Nero Polished



30 x 60cm  
Nero Matt



30 x 60cm  
Nero Rock




Nero Bars


\* Some items are indent - special order



60 x 60cm  
Ash Grey Polished



60 x 60cm  
Coffee Polished



60 x 60cm  
Toba Polished




60 x 60cm  
Grigio Polished




60 x 60cm  
Beige Polished




60 x 60cm  
Avorio Polished




60 x 60cm  
Ash Grey Matt



60 x 60cm  
Coffee Matt



60 x 60cm  
Toba Matt




60 x 60cm  
Grigio Matt




60 x 60cm  
Beige Matt




60 x 60cm  
Avorio Matt




60 x 60cm  
Ash Grey Rock




60 x 60cm  
Coffee Rock




60 x 60cm  
Toba Rock



60 x 60cm  
Grigio Rock




60 x 60cm  
Beige Rock




60 x 60cm  
Avorio Rock




4.8 x 4.8cm  
(30 x 30cm sheets)  
Ash Grey Mix




4.8 x 4.8cm  
(30 x 30cm sheets)  
Coffee Mix



4.8 x 4.8cm  
(30 x 30cm sheets)  
Toba Mix




4.8 x 4.8cm  
(30 x 30cm sheets)  
Grigio Mix




4.8 x 4.8cm  
(30 x 30cm sheets)  
Beige Mix




4.8 x 4.8cm  
(30 x 30cm sheets)  
Avorio Mix




30 x 60cm  
Ash Grey Polished




30 x 60cm  
Coffee Polished



30 x 60cm  
Toba Polished




30 x 60cm  
Grigio Polished




30 x 60cm  
Beige Polished




30 x 60cm  
Avorio Polished



30 x 60cm  
Ash Grey Matt



30 x 60cm  
Coffee Matt



30 x 60cm  
Toba Matt




30 x 60cm  
Grigio Matt



30 x 60cm  
Beige Matt



30 x 60cm  
Avorio Matt



30 x 60cm  
Ash Grey Rock




30 x 60 cm  
Coffee Rock



30 x 60cm  
Toba Rock



30 x 60cm  
Grigio Rock



30 x 60cm  
Beige Rock



30 x 60cm  
Avorio Rock



Ash Grey Bars



Coffee Bars



Toba Bars



Grigio Bars



Beige Bars



Avorio Bars

\* Some items are indent - special order

# Technical Details

| Physical Properties                          |                                 |                         |                     | Slip Resistance          |                   |
|--|---------------------------------|-------------------------|---------------------|--------------------------|-------------------|
| Group:                                       | Bla (Fully vitrified porcelain) | Unglazed                |                     | <b>Polished</b>          |                   |
| Nominal Size:                                | 600 x 600 mm.                   | Production Size:        | av. 600.12mm (Pass) | DIN Ramp Shod Foot Test: | R9                |
| Coeff. of Water Absorption: ( $\leq 0.1\%$ ) |                                 | 0.06%                   |                     | Pendulum Test:           | Dry: 44           |
| Abrasion Resistance:                         |                                 | PEI V                   |                     | <b>Matt</b>              |                   |
| Resistance to Scratching:                    |                                 | Max 22mm <sup>3</sup>   |                     | DIN Ramp Shod Foot Test: | R10               |
| Stain Resistance:                            |                                 | 5                       |                     | Pendulum Test:           | Dry: 61, Wet: 33  |
| Resistance to Chemical Attack                |                                 |                         |                     | Rock                     |                   |
| Acids & Alkalis:                             |                                 | Low concentrations ULA  |                     | DIN Ramp Shod Foot Test: | R11               |
|  |                                 | High concentrations UHA |                     | DIN Ramp Barefoot Test:  | B                 |
|  |                                 |                         |                     | Pendulum Test:           | Dry: 103, Wet: 47 |